

GOLDIAM INTERNATIONAL LIMITED

Regd. Office: Gems & Jewellery Complex, SEEPZ, Andheri (East), Mumbai - 400 096


Name of the Company: GOLDIAM INTERNATIONAL LIMITED			
Scrip Code, Name of the scrip, class of security: BSE- 526729/ NSE- GOLDIAM EQ, GOLDIAMINT, EQUITY			
Quarter ended:30TH JUNE, 2013			
Partly paid-up shares:	No. of partly paid-up shares	As a % of total no. of partly paid-up shares	As a % of total no. of shares of the Company
Held by Promoter/ Promoter group	0	N.A.	0
Held by Public	0	N.A.	0
Total	0	N.A.	0
Outstanding convertible securities:	No. of outstanding securities	As a % of total no. of outstanding convertible securities	As a % of total no. of shares of the Company, assuming full conversion of the convertible securities
Held by Promoter/ Promoter group	0	N.A.	0
Held by Public	0	N.A.	0
Total	0	N.A.	0
Warrants:	No. of warrants	As a % of total no. of warrants	As a % of total no. of shares of the Company, assuming full conversion of warrants
Held by Promoter/ Promoter group	0	N.A.	0
Held by Public	0	N.A.	0
Total	0	N.A.	0
Total paid-up capital of the Company assuming full conversion of warrants and convertible securities		24945996	

Category Code (I)	Category of shareholder (II)	Number of shareholders (III)	Total number of shares (IV)	Number of shares held in dematerialized form (V)	Total shareholding as a percentage of total number of shares		Shares pledged or otherwise encumbered	
					As a percentage of (A+B) (VI)	As a percentage of (A+B+C) (VII)	Number of shares (VIII)	As a percentage (IX)=(VIII)/(IV)* 100
(A)	Shareholding of Promoter and Promoter Group							
(1)	Indian							
(a)	Individuals/ Hindu Undivided Family	3	13988310	13988310	56.0744	56.0744	0	0
(b)	Central Government/ State Government(s)	0	0	0	0	0	0	0
(c)	Bodies Corporate	0	0	0	0	0	0	0
(d)	Financial Institutions/ Banks	0	0	0	0	0	0	0
(e)	Any other (Specify)	0	0	0	0	0	0	0
	Sub-Total (A) (1)	3	13988310	13988310	56.0744	56.0744	0	0
(2)	Foreign							
(a)	Individuals (Non-resident Individuals / Foreign Individuals)	0	0	0	0	0	0	0
(b)	Bodies Corporate	0	0	0	0	0	0	0
(c)	Institutions	0	0	0	0	0	0	0
(d)	Qualified Foreign Investor							
(e)	Any other (Specify)	0	0	0	0	0	0	0
	Sub-Total (A) (2)	0	0	0	0	0	0	0
	Total Shareholding of Promoter and Promoter Group							
	(A)=(A)(1) + (A)(2)	3	13988310	13988310	56.0744	56.0744	0	0



Category Code (I)	Category of shareholder (II)	Number of shareholders (III)	Total number of shares (IV)	Number of shares held in dematerialized form (V)	Total shareholding as a percentage of total number of shares		Shares pledged or otherwise encumbered	
					As a percentage of (A+B) (VI)	As a percentage of (A+B+C) (VII)	Number of shares (VIII)	As a percentage (IX)=(VIII)/(IV)* 100 (IX)
(B)	Public Shareholding						N.A.	N.A.
(1)	Institutions						N.A.	N.A.
(a)	Mutual Funds/ UTI	2	8000	6000	0.0321	0.0321		
(b)	Financial Institutions/ Banks	1	400	0	0.0016	0.0016		
(c)	Central Government/ State Government(s)	0	0	0	0	0		
(d)	Venture Capital Funds	0	0	0	0	0		
(e)	Insurance Companies	0	0	0	0	0		
(f)	Foreign Institutional Investors	0	0	0	0	0		
(g)	Foreign Venture Capital Investors	0	0	0	0	0		
(i)	Qualified Foreign Investor							
(h)	Any other (specify)	0	0	0	0	0		
	Sub-Total (B) (1)	3	8400	6000	0.0337	0.0337	N.A.	N.A.
(2)	Non-Institutions						N.A.	N.A.
(a)	Bodies Corporate	180	466979	466979	1.8720	1.8720		
(b)	Individuals							
	i. Individual shareholders holding nominal share capital up to Rs. 1 lakh	9782	4456571	3960254	17.8649	17.8649		
	ii. Individual shareholders holding nominal share capital in excess of Rs. 1 lakh	62	2438850	2438850	9.7765	9.7765		
(c)	Qualified Foreign Investor	0	0.00	0.00	0.00	0.00		
(c)	Any other (specify)							
	i. Clearing Member	36	14648	14648	0.0587	0.0587		
	ii. Market Maker	18	23713	23713	0.0951	0.0951		
	iii. Foreign Nationals	1	1600	0	0.0064	0.0064		
	iv. NRI (Repatriate)	98	360023	358023	1.4432	1.4432		
	v. NRI (Non-Repatriate)	23	35419	35419	0.1420	0.1420		
	vi. Foreign Companies	1	2700000	2700000	10.8234	10.8234		
	vii. Overseas Corporate Bodies	1	60000	0	0.2405	0.2405		
	viii. Independent Directors	1	6000	6000	0.0241	0.0241		
	ix. HUF	180	385483	385483	1.5453	1.5453		
	Sub-Total (B) (2)	10383	10949286	10389369	43.8920	43.8920	N.A.	N.A.
	Total Public Shareholding (B) = (B)(1) + (B)(2)	10386	10957686	10395369	43.9256	43.9256	N.A.	N.A.
	TOTAL (A) +(B)	10389	24945996	24383679	100	100	0	0
(C)	Shares held by Custodians and against which Depository Receipts have been issued							
(1)	Promoter and Promoter Group	0	0	0	0	0	0	0
(2)	Public	0	0	0	0	0	N.A.	N.A.
	GRAND TOTAL (A)+(B)+(C)	10389	24945996	24383679	N.A.	100	N.A.	N.A.

N.A.- Not Applicable



(I)(b) Statement showing holding of securities (including shares, warrants, convertible securities) of persons belonging to the category "Promoter and Promoter Group"

Sr. No.	Name of the shareholder	Details of Shares held		Encumbered shares			Details of Warrants		Details of convertible securities		Total shares (including underlying shares assuming full conversion of warrants and convertible securities) as a % of diluted share capital
		No. of Shares held	As a % of grand total (A)+(B)+(C)	No.	As a percentage	As a % of grand total (A)+(B)+(C) of	Number of warrants held	As a % of total number of warrants of the same class	Number of convertible securities held	As a % of total number of convertible securities of the same class	
(I)	(II)	(III)	(IV)	(V)	(VI)=(V)/(III)*100	(VII)	(VIII)	(IX)	(X)	(XI)	(XII)
1	Shri Manhar R. Bhansali	7103428	28.4752	0	0	0	0	0	0	0	28.4752
2	Shri Rashes M. Bhansali	5790210	23.2110	0	0	0	0	0	0	0	23.2110
3	Smt. Shobhana M. Bhansali	1094672	4.3882	0	0	0	0	0	0	0	4.3882
TOTAL		13988310	56.0744	0	0	0	0	0	0	0	56.0744

(I)(c) (i) Statement showing holding of securities (including shares, warrants, convertible securities) of persons belonging to the category "Public" and holding more than 1% of the total number of shares


Sr. No.	Name of the shareholder	Number of shares held	Shares as a percentage of total number of shares (i.e. Grand Total (A)+(B)+(C) indicated in Statement at para (I) (a) above)	Details of Warrants		Details of convertible securities		Total shares (including underlying shares assuming full conversion of warrants and convertible securities) as a % of diluted share capital
				Number of warrants held	As a % of total number of warrants of the same class	Number of convertible securities held	% w.r.t. total number of convertible securities of the same class	
2	Leena Jitendra Parekh	273279	1.0955	0	0	0	0	1.0955
1	Diajewel N.V.	2700000	10.8234	0	0	0	0	10.8234
TOTAL		2973279	11.9189	0	0	0	0	11.9189

(I)(c) (ii) Statement showing holding of securities (including shares, warrants, convertible securities) of persons (together with PAC) belonging to the category "Public" and holding more than 5% of the total number of shares of the Company

Sr. No.	Name(s) of the shareholder(s) and the Persons Acting in Concert (PAC) with them	Number of shares	Shares as a percentage of total number of shares (i.e. Grand Total (A)+(B)+(C) indicated in Statement at para (I) (a) above)	Details of Warrants		Details of convertible securities		Total shares (including underlying shares assuming full conversion of warrants and convertible securities) as a % of diluted share capital
				Number of warrants	As a % of total number of warrants of the same class	Number of convertible securities held	% w.r.t. total number of convertible securities of the same class	
1	Diajewel N.V.	2700000	10.8234	0	0	0	0	10.8234
TOTAL		2700000	10.8234	0	0	0	0	10.8234

(I)(d) Statement showing details of locked-in shares

Sr. No.	Name of the shareholder	Number of locked-in shares	Locked-in shares as a percentage of total number of shares (i.e. Grand Total (A)+(B)+(C) indicated in Statement at para (I) (a) above)
1	NIL	0	0
TOTAL		0	0



(II)(a) Statement showing details of Depository Receipts (DRs)

Sr. No.	Type of outstanding DR (ADRs, GDRs, SDRs, etc.)	Number of outstanding DRs	Number of shares underlying outstanding DRs	Shares underlying outstanding DRs as a percentage of total number of shares (i.e. Grand Total (A)+(B)+(C) indicated in Statement at para (I) (a) above)
1	NIL	0	0	0
TOTAL		0	0	0


(II)(b) Statement showing holding of Depository Receipts (DRs), where underlying shares held by 'promoter/ promoter group' are in excess of 1% of the total number of shares

Sr. No.	Name of the DR holder	Type of outstanding DR (ADRs, GDRs, SDRs, etc.)	No. of shares underlying outstanding DRs	Shares underlying outstanding DRs as a percentage of total number of shares (i.e. Grand Total (A)+(B)+(C) indicated in Statement at para (I) (a) above)
1	NIL	N.A.	0	0
TOTAL			0	0

For GOLDIAM INTERNATIONAL LIMITED

MUMBAI
08.07.2013




ANITA KATE
COMPANY SECRETARY