


SHAREHOLDING PATTERN FOR THE QUARTER ENDED 31ST MARCH, 2015


Name of the Company: GOLDIAM INTERNATIONAL LIMITED			
Scrip Code, Name of the scrip, class of security: BSE-526729, NSE-GOLDIAM EQ, GOLDIAMINT, EQUITY			
Quarter ended : 31st March 2015			
Partly paid-up shares:-	No. of partly paid-up shares	As a % of total no. of partly paid-up shares	As a % of total no. of shares of the company
Held by Promoter / Promoter Group	0	0.0000	0.0000
Held by public	0	0.0000	0.0000
Total	0	0.0000	0.0000
Outstanding convertible securities:-	No. of outstanding securities	As a % of total No. of outstanding convertible securities	As a % of total no. of shares of the company, assuming full conversion of the convertible securities
Held by Promoter / Promoter Group	0	0.0000	0.0000
Held by public	0	0.0000	0.0000
Total	0	0.0000	0.0000
Warrants:-	No. of warrants	As a % of total no. of warrants	As a % of total no. of shares of the company, assuming full conversion of warrants
Held by Promoter / Promoter Group	0	0.0000	0.0000
Held by public	0	0.0000	0.0000
Total	0	0.0000	0.0000
Total paid-up capital of the company assuming full conversion of warrants and convertible securities	24945996		



Category Code	Category of shareholder	Number of shareholders	Total number of shares	Number of shares held in dematerialised form	Total shareholding as a percentage of total number of shares		Shares pledged or otherwise encumbered	
					As a percentage of (A+B) (VI)	As a percentage of (A+B+C) (VII)	Number of shares (VIII)	As a percentage (IX) = (VIII)/(IV)*100
(I)	(II)	(III)	(IV)	(V)				
(A)	Shareholding of Promoter and Promoter Group							
1	Indian							
(a)	Individuals/Hindu Undivided Family	3	14198100	14198100	56.9153	56.9153	0	0.0000
(b)	Central Government/State Government(s)	0	0	0	0.0000	0.0000	0	0.0000
(c)	Bodies Corporate	0	0	0	0.0000	0.0000	0	0.0000
(d)	Financial Institutions / Banks	0	0	0	0.0000	0.0000	0	0.0000
(e)	Any Other (specify)	0	0	0	0.0000	0.0000	0	0.0000
	Sub Total (A)(1)	3	14198100	14198100	56.9153	56.9153	0	0.0000
2	Foreign							
(a)	Individuals (Non-Resident Individuals/Foreign Individuals)	0	0	0	0.0000	0.0000	0	0.0000
(b)	Bodies Corporate	0	0	0	0.0000	0.0000	0	0.0000
(c)	Institutions	0	0	0	0.0000	0.0000	0	0.0000
(d)	Qualified Foreign Investors	0	0	0	0.0000	0.0000	0	0.0000
(e)	Any Other (specify)	0	0	0	0.0000	0.0000	0	0.0000
	Sub Total (A)(2)	0	0	0	0.0000	0.0000	0	0.0000
	Total Shareholding of Promoter and Promoter Group (A)=(A)(1)+(A)(2)	3	14198100	14198100	56.9153	56.9153	0	0.0000




Category code (I)	Category of shareholder (II)	Number of shareholders (III)	Total number of shares (IV)	Number of shares held in dematerialised form (V)	Total shareholding as a percentage of total number of shares		Shares pledged or otherwise encumbered	
					As a percentage of (A+B) (VI)	As a percentage of (A+B+C) (VII)	Number of shares (VIII)	As a percentage (IX) = (VIII)/(IV)*100
(B)	Public shareholding						N.A	N.A
1	Institutions						N.A	N.A
(a)	Mutual Funds/UTI	2	8000	6000	0.0321	0.0321	-	-
(b)	Financial Institutions / Banks	1	400	0	0.0016	0.0016	-	-
(c)	Central Government/State Government(s)	0	0	0	0.0000	0.0000	-	-
(d)	Venture Capital Funds	0	0	0	0.0000	0.0000	-	-
(e)	Insurance Companies	0	0	0	0.0000	0.0000	-	-
(f)	Foreign Institutional Investors	0	0	0	0.0000	0.0000	-	-
(g)	Foreign Venture Capital Investors	0	0	0	0.0000	0.0000	-	-
(h)	Qualified Foreign Investors	0	0	0	0.0000	0.0000	-	-
(i)	Any Other (specify)	0	0	0	0.0000	0.0000	-	-
	Sub Total (B) (1)	3	8400	6000	0.0337	0.0337	N.A	N.A
2	Non-institutions						N.A	N.A
(a)	Bodies Corporate	165	577391	577391	2.3146	2.3146	-	-
(b)	i Individuals - shareholders holding nominal share capital up to Rs 1 Lakh	8632	4090702	3698170	16.3982	16.3982	-	-
	ii Individual shareholders holding nominal share capital in excess of Rs. 1 Lakh	64	2589463	2589463	10.3803	10.3803	-	-
(c)	Qualified Foreign Investors	0	0	0	0.0000	0.0000	-	-
(d)	Any Other (specify)							
	i Clearing Member	28	18565	18565	0.0744	0.0744	-	-
	ii Market Maker	15	20824	20824	0.0835	0.0835	-	-
	iii Foreign Nationals	1	1600	0	0.0064	0.0064	-	-
	iv Non Resident Indians (Repat)	77	237145	235145	0.9506	0.9506	-	-
	v Non Resident Indians (Non Repat)	26	132159	132159	0.5298	0.5298	-	-
	vi Foreign Companies	1	2700000	2700000	10.8234	10.8234	-	-
	vii Overseas Bodies Corporates	1	15000	0	0.0601	0.0601	-	-
	viii Independent Directors	1	1000	1000	0.0040	0.0040	-	-
	ix Hindu Undivided Family	146	355647	355647	1.4257	1.4257	-	-
	Sub Total (B)(2)	9157	10739496	10328364	43.0510	43.0510	N.A	N.A
	Total Public Shareholding (B)=(B)(1)+(B)(2)	9160	10747896	10334364	43.0847	43.0847	N.A	N.A
	Total (A)+(B)	9163	24945996	24532464	100.0000	100.0000	N.A	N.A
(C)	Shares held by custodians and against which Depository Receipts have been issued							
i	Promoter and Promoter group	0	0	0	0.0000	0.0000	0	0.0000
ii	Public	0	0	0	0.0000	0.0000	0	0.0000
	Sub Total (C)	0	0	0	0.0000	0.0000	0	0.0000
	GRAND TOTAL (A)+(B)+(C)	9163	24945996	24532464	100.0000	100.0000	0.0000	0.0000



(I)(b) Statement showing holding of securities (including shares, warrants, convertible securities) of persons belonging to the category "Promoter and Promoter Group"

Sr. No.	Name of the shareholder	Details of Shares held		Encumbered shares			Details of warrants		Details of convertible securities		Total shares (including underlying shares assuming full conversion of warrants and convertible securities) as a % of diluted share capital
		Number of shares held	As a % of grand total (A)+(B)+(C)	No.	As a percentage	As a % of grand total (A)+(B)+(C) of sub-clause (I)(a)	Number of warrants held	As a % total number of warrants of the same class	Number of convertible securities held	As a % total number of convertible securities of the same class	
(I)	(II)	(III)	(IV)	(V)	(VI)=(V)/(III)*100	(VII)	(VIII)	(IX)	(X)	(XI)	(XII)
1	MANHAR RATILAL BHANSALI (AABPB9089M)	7103428	28.4752	0	0.00	0.00	0	0	0	0	28.4752
2	RASHESH MANHAR BHANSALI (AABPB5614N)	6000000	24.0520	0	0.00	0.00	0	0	0	0	24.0520
3	SHOBHANA MANHAR BHANSALI (AAEPB8427C)	1094672	4.3882	0	0.00	0.00	0	0	0	0	4.3882
	TOTAL	14198100	56.9153	0	0.00	0.00	0	0	0	0	56.9153




(I)(c)(i) Statement showing holding of securities (including shares, warrants, convertible securities) of persons belonging to the category "Public" and holding more than 1% of the total number of shares

Sr. No.	Name of the shareholder	Number of shares held	Shares as a percentage of total number of shares (i.e., Grand Total (A)+(B)+(C) indicated in Statement at para (I)(a) above}	Details of warrants		Details of convertible securities		Total shares (including underlying shares assuming full conversion of warrants and convertible securities) as a % of diluted share capital
				Number of warrants held	As a % total number of warrants of the same class	Number of convertible securities held	% w.r.t total number of convertible securities of the same class	
1	DIAJEWEL N. V. (AADCD0885C)	2700000	10.8234	0	0	0	0	10.8234
2	NEHAL KUNAL VORA (AAXPP2632A)	293375	1.1760	0	0	0	0	1.1760
TOTAL		2993375	11.9994	0	0	0	0	11.9994

(I)(c)(ii) Statement showing holding of securities (including shares, warrants, convertible securities) of persons (together with PAC) belonging to the category "Public" and holding more than 5% of the total number of shares of the company

Sr. No.	Name(s) of the shareholder(s) and the Persons Acting in Concert (PAC) with them	Number of shares	Shares as a percentage of total number of shares (i.e., Grand Total (A)+(B)+(C) indicated in Statement at para (I)(a) above}	Details of warrants		Details of convertible securities		Total shares (including underlying shares assuming full conversion of warrants and convertible securities) as a % of diluted share capital
				Number of warrants	As a % total number of warrants of the same class	Number of convertible securities held	% w.r.t total number of convertible securities of the same class	
1	DIAJEWEL N. V.(AADCD0885C)	2700000	10.8234	0	0	0	0	10.8234
TOTAL		2700000	10.8234	0	0	0	0	10.8234



(I)(d) Statement showing details of locked-in shares

Sr. No.	Name of the shareholder	Number of Locked in Shares	Locked-in shares as a percentage of total number of shares {i.e., Grand Total (A)+(B)+(C) indicated in Statement at para (I)(a) above}
1	NIL	NIL	NIL
TOTAL		NIL	NIL

(II) (a) Statement showing details of Depository Receipts (DRs)

Sr. No.	Type of outstanding DR (ADRs, GDRs, SDRs, etc.)	Number of Outstanding DRs	Number of shares underlying outstanding DRs	Shares underlying outstanding DRs as a percentage of total number of shares {i.e Grand Total (A)+(B)+(C)indicated in statement at para (I) (a) above}
1	NIL	NIL	NIL	NIL
Total		NIL	NIL	NIL

(II) (b) Statement showing holding of Depository Receipts (DRs) , where underlying shares held by "promoter/promoter group" are in excess of 1% of the total number of shares

Sr. No.	Type of DR Holder	Type of outstanding DR (ADRs, GDRs, SDRs, etc.)	Number of shares underlying outstanding DRs	Shares underlying outstanding DRs as a percentage of total number of shares {i.e Grand Total (A)+(B)+(C)indicated in statement at para (I) (a) above}
1	NIL	NIL	NIL	NIL
Total		NIL	NIL	NIL

For GOLDIAM INTERNATIONAL LIMITED


Manish Raval
Company Secretary & Compliance Officer



Date: 10th April, 2015

Place: Mumbai