

Goldiam International Limited

CIN:- L36912MH1986PLC041203

Regd. Office: Gems & Jewellery Complex, M.I.D.C., SEEPZ, Andheri (East), Mumbai - 400 096.

SHAREHOLDING PATTERN FOR THE QUARTER ENDED 31ST MARCH, 2018

1. Name of the Company: **GOLDIAM INTERNATIONAL LIMITED**

2. Scrip Code, Name of the scrip, class of security: **NSE-GOLDIAM EQ BSE- 526729**

3. Share Holding Pattern Filed under Regulation 31(1)(b) of SEBI (Listing Obligations and Disclosure Requirements) Regulations, 2015 for the quarter ended: **31ST MARCH, 2018**

4. DECLARATION:-

Sr. No.	Particulars	YES*	NO*
1	Whether the Company has issued any partly paid up shares?		NO
2	Whether the Company has issued any Convertible Securities or Warrants?		NO
3	Whether the Company has any shares against which depository receipts are issued?		NO
4	Whether the Company has any shares in locked-in?		NO
5	whether any shares held by promoters are pledged or otherwise encumbered?		NO

* If the Listed Entity selects the option 'No' for the questions above, the columns for the partly paid up shares, Outstanding Convertible Securities/Warrants, depository receipts, locked-in shares, No of shares pledged or otherwise encumbered by promoters, as applicable, shall not be displayed at the time of dissemination on the Stock Exchange website. Also wherever there is 'No' declared by Listed Entity in above table the values will be considered as 'Zero' by default on submission of the format of holding of specified securities.

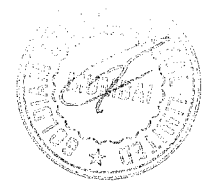


TABLE I-Summary Statement holding of specified securities

Category	Category of shareholder	Nos. of shareholders	No. of fully paid up equity shares held	No. of Partly paid-up equity shares Receipts	No. of shares underlying Depository Receipts	Total nos. shares held	Shareholding as a % of total no. of shares (calculated as per SCRR, 1957)	Number of Voting Rights held in each class of securities			No. of Shares Underlying Outstanding convertible securities (including warrants)	Shareholding as a % assuming full conversion of convertible securities (as a percentage of diluted share capital)	Number of Locked in shares		Number of Shares pledged or otherwise encumbered		Number of equity shares held in dematerialized form		
								(I)	(II)	(III)			(IV)	(V)	(VI)	(VII)=(IV)+(V)+(VI)		(VIII) As a % of (A+B+C2)	(IX)
								No of Voting Rights			Total as a % of (A+B+C)			No. (a)	As a % of total shares held (b)	No.(a)	As a % of total shares held (b)		
								Class:-X	Class:Y	Total									
(A)	Promoter & Promoter Group	3	14398100	0	0	14398100	57.717	14398100	0	14398100	57.717	0	57.717	0	0.000	NA	NA	14398100	
(B)	Public	10548	10547896	0	0	10547896	42.283	10547896	0	10547896	42.283	0	42.283	0	0.000	NA	NA	10249766	
(C)	Non Promoter- Non public												0.000			NA	NA		
(C1)	Shares underlying DRs	0	0	0	0	0	0.000	0	0	0	0.000	0	0.000	0	0.000	NA	NA	0	
(C2)	Shares held by Employee Trusts	0	0	0	0	0	0.000	0	0	0	0.000	0	0.000	0	0.000	NA	NA	0	
	Total	10551	24945996	0	0	24945996	100.000	24945996	0	24945996	100.000	0	100.000	0	0.000	NA	NA	24647866	




TABLE-II-Statement showing shareholdin pattern of the Promoter and Promoter Group

Category & Name of the Shareholders	PAN	Nos. of shareholders	No. of fully paid up equity shares held	No. of Partly paid-up equity shares held	No. of shares underlying Depository Receipts	Total nos. shares held	Shareholdin g as a % of total no. of shares calculated as per SCRR, 1957	Number of Voting Rights held in each class of securities			No. of Shares Underlying Outstanding convertible securities (including warrants)	Shareholdin g as a % assuming full conversion of convertible securities (as a percentage of diluted share capital)	Number of Locked in shares		Number of Shares pledged or otherwise encumbered		Number of equity shares held in dematerialized form		
								Class:-X	Class:-Y	Total			No. (a)	As a % of total shares held (b)	No.(a)	As a % of total shares held (b)			
(I)	(II)	(III)	(IV)	(V)	(VI)	(VII)=(IV)+(V)+(VI)	(VIII) As a % of (A+B+C2)	(IX)			(X)	(XI)-(VII)+(X) as a % of (A+B+C2)	(XII)		(XIII)		(XIV)		
								No of Voting Rights			Total as a % of Total Voting rights			No. (a)	As a % of total shares held (b)	No.(a)	As a % of total shares held (b)		
								Class:-X	Class:-Y	Total									
(1) Indian																			
a) Individuals/Hindu undivided Family			3	14398100	0	0	14398100	57.717	14398100	0	14398100	57.717	0	57.717	0	0.000	0	0.000	14398100
Rashesh Manhar Bhansali	AABPB5614N	1	13103428	0	0	13103428	52.527	13103428	0	13103428	52.527	0	52.527	0	0.000	0	0.000	13103428	
Shobhana Manhar Bhansali	AAEPB8427C	1	1094672	0	0	1094672	4.388	1094672	0	1094672	4.388	0	4.388	0	0.000	0	0.000	1094672	
Anmol Rashesh Bhansali	BUDPB9490D	1	200000	0	0	200000	0.802	200000	0	200000	0.802	0	0.802	0	0.000	0	0.000	200000	
b) Central Government/ State Government(s)		0	0	0	0	0	0.000	0	0	0	0.000	0	0.000	0	0.000	0	0.000	0	
c) Financial Institutions/Banks		0	0	0	0	0	0.000	0	0	0	0.000	0	0.000	0	0.000	0	0.000	0	
d) Any other		0	0	0	0	0	0.000	0	0	0	0.000	0	0.000	0	0.000	0	0.000	0	
Sub-Total (A) (1)		3	14398100	0	0	14398100	57.717	14398100	0	14398100	57.717	0	57.717	0	0.000	0	0.000	14398100	
(2) Foreign																			
a) Individuals (non-Resident Individuals/Foreign individuals)		0	0	0	0	0	0.000	0	0	0	0.000	0	0.000	0	0.000	0	0.000	0	
b) Government		0	0	0	0	0	0.000	0	0	0	0.000	0	0.000	0	0.000	0	0.000	0	
c) Institutions		0	0	0	0	0	0.000	0	0	0	0.000	0	0.000	0	0.000	0	0.000	0	
d) Foreign Portfolio Investor		0	0	0	0	0	0.000	0	0	0	0.000	0	0.000	0	0.000	0	0.000	0	
e) Any Other		0	0	0	0	0	0.000	0	0	0	0.000	0	0.000	0	0.000	0	0.000	0	
Sub-Total(A)(2)		0	0	0	0	0	0.000	0	0	0	0.000	0	0.000	0	0.000	0	0.000	0	
Total Shareholding of Promoter and Promoter Group (A)=(A)(1)+(A)(2)		3	14398100	0	0	14398100	57.717	14398100	0	14398100	57.717	0	57.717	0	0.000	0	0.000	14398100	

Details of Shares which remain unclaimed may be given here along with details such as number of shareholders, outstanding shares held in demat/unclaimed suspense account, voting rights which are frozen etc.

Note:-(1) PAN would not be displayed on website of Stock Exchanges.

(2) The term 'Encumbrance' has the same meaning assigned under regulation 28(3) of the SEBI(Substantial Acquisition of Shares and Takeovers) Regulation, 2011.



TABLE-II-Statement showing shareholdin pattern of the Promoter and Promoter Group

Category & Name of the Shareholders	PAN	Nos. of shareholders	No. of fully paid up equity shares held	No. of Partly paid-up equity shares held	No. of shares underlying Depository Receipts	Total nos. shares held	Shareholdin g as a % of total no. of shares calculated as per SCRR, 1957	Number of Voting Rights held in each class of securities			No. of Shares Underlying Outstanding convertible securities (including warrants)	Shareholdin g as a % assuming full conversion of convertible securities (as a percentage of diluted share capital)	Number of Locked in shares		Number of Shares pledged or otherwise encumbered		Number of equity shares held in dematerialized form	
								(IX)	(X)	(XI)-(VII)+(X) as a % of (A+B+C2)			(XII)	(XIII)	(XIV)			
(I)	(II)	(III)	(IV)	(V)	(VI)	(VII)=(IV)+(V)+(VI)	(VIII) As a % of (A+B+C2)				(X)	(XI)-(VII)+(X) as a % of (A+B+C2)	(XII)	(XIII)	(XIV)			
								No of Voting Rights			Total as a % of Total Voting rights							
								Class:-X	Class:-Y	Total		No. (a)	As a % of total shares held (b)	No.(a)	As a % of total shares held (b)			
(1) Indian																		
a) Individuals/Hindu undivident Family		3	14398100	0	0	14398100	57.717	14398100	0	14398100	57.717	0	57.717	0	0.000	0	0.000	14398100
Rashesh Manhar Bhansali	AABPB5614N	1	13103428	0	0	13103428	52.527	13103428	0	13103428	52.527	0	52.527	0	0.000	0	0.000	13103428
Shobhana Manhar Bhansali	AAEPB8427C	1	1094672	0	0	1094672	4.388	1094672	0	1094672	4.388	0	4.388	0	0.000	0	0.000	1094672
Anmol Rashesh Bhansali	BUDPB9490D	1	200000	0	0	200000	0.802	200000	0	200000	0.802	0	0.802	0	0.000	0	0.000	200000
b) Central Government/ State Government(s)		0	0	0	0	0	0.000	0	0	0	0.000	0	0.000	0	0.000	0	0.000	0
c) Financial Institutions/Banks		0	0	0	0	0	0.000	0	0	0	0.000	0	0.000	0	0.000	0	0.000	0
d) Any other		0	0	0	0	0	0.000	0	0	0	0.000	0	0.000	0	0.000	0	0.000	0
Sub-Total (A) (1)		3	14398100	0	0	14398100	57.717	14398100	0	14398100	57.717	0	57.717	0	0.000	0	0.000	14398100
(2) Foreign																		
a) Individuals (non-Resident Individuals/Foreign individuals)		0	0	0	0	0	0.000	0	0	0	0.000	0	0.000	0	0.000	0	0.000	0
b) Government		0	0	0	0	0	0.000	0	0	0	0.000	0	0.000	0	0.000	0	0.000	0
c) Institutions		0	0	0	0	0	0.000	0	0	0	0.000	0	0.000	0	0.000	0	0.000	0
d) Foreign Portfolio Investor		0	0	0	0	0	0.000	0	0	0	0.000	0	0.000	0	0.000	0	0.000	0
e) Any Other		0	0	0	0	0	0.000	0	0	0	0.000	0	0.000	0	0.000	0	0.000	0
Sub-Total(A)(2)		0	0	0	0	0	0.000	0	0	0	0.000	0	0.000	0	0.000	0	0.000	0
Total Shareholding of Promoter and Promoter Group (A)=(A)(1)+(A)(2)		3	14398100	0	0	14398100	57.717	14398100	0	14398100	57.717	0	57.717	0	0.000	0	0.000	14398100

Details of Shares which remain unclaimed may be given here along with details such as number of shareholders, outstanding shares held in demat/unclaimed suspense account, voting rights which are frozen etc.

Note:- (1) PAN would not be displayed on website of Stock Exchanges.

(2) The term "Encumbrance" has the same meaning assigned under regulation 28(3) of the SEBI(Substantial Acquisition of Shares and Takeovers) Regulation, 2011.




TABLE III- Statement showing shareholding pattern of the Public shareholder

Category & Name of the Shareholders	PAN	Nos. of shareholder	No. of fully paid up equity shares held	Partly paid-up equity shares held	Nos. of shares underlying Depository Receipts	Total nos. shares held	Shareholding % calculated as per SCRR 1957 As a % if (A+B+C2)	Number of Voting Rights held in each class of securities			No. of Shares Underlying Outstanding convertible securities (including warrants)	Total shareholding as a % assuming full conversion of convertible securities (as a percentage of diluted share capital)	Number of Locked in shares		Number of Shares pledged or otherwise encumbered		Number of equity shares held in dematerialized form						
								Class X	Class Y	Total			No. (a)	As a % of total shares held (b)	No.(Not applicable) (a)	As a % of total shares held (Not applicable) (b)							
(I)		(II)	(III)	(IV)	(V)	(VI)	VII= IV+V+VI	No of Voting Rights			(IX)	(X)	(XI)	(XII)		(XIII)		(XIV)					
											Total as a % of Total Voting rights			No. (a)	As a % of total shares held (b)	No.(Not applicable) (a)	As a % of total shares held (Not applicable) (b)						
								Class X	Class Y	Total													
1 Institutions																							
(a) Mutual Funds			0	0	0	0	0	0.000	0	0	0	0.000	0	0.000	0	0.000	NA	NA	0				
(b) Venture Capital Funds			0	0	0	0	0	0.000	0	0	0	0.000	0	0.000	0	0.000	NA	NA	0				
(c) Alternate Investment Funds			0	0	0	0	0	0.000	0	0	0	0.000	0	0.000	0	0.000	NA	NA	0				
(d) Foreign Venture Capital Investors			0	0	0	0	0	0.000	0	0	0	0.000	0	0.000	0	0.000	NA	NA	0				
(e) Foreign Portfolio Investors			0	0	0	0	0	0.000	0	0	0	0.000	0	0.000	0	0.000	NA	NA	0				
(f) Financial Institutions/Banks			3	11693	0	0	11693	0.047	11693	0	11693	0.047	0	0.047	0	0.000	NA	NA	11293				
(g) Insurance Companies			0	0	0	0	0	0.000	0	0	0	0.000	0	0.000	0	0.000	NA	NA	0				
(h) Provident Funds/Pension Funds			0	0	0	0	0	0.000	0	0	0	0.000	0	0.000	0	0.000	NA	NA	0				
(i) Any Other							0												0				
UTI			1	2000	0	0	0	0.000	2000	0	0	0.000	0	0.000	0	0.000	NA	NA	0				
Sub Total (B)(1)			4	13693	0	0	13693	0.055	13693	0	13693	0.055	0	0.055	0	0.000	NA	NA	11293				
2 Central Government/ State Government(s)/ President of India			0	0	0	0	0	0.000	0	0	0	0.000	0	0.000	0	0.000	NA	NA	0				
Sub-Total(B)(2)			0	0	0	0	0	0.000	0	0	0	0.000	0	0.000	0	0.000	NA	NA	0				



3 Non-institutions																		
(a) i. Individual shareholders holding nominal share capital up to Rs.2 lakhs.		9767	4547687	0	0	4547687	18.230	4547687	0	4547687	18.230	0	18.230	0	0.000	NA	NA	4253957
ii. Individual shareholders holding nominal share capital in excess of Rs.2 lakhs.		25	1743834	0	0	1743834	6.990	1743834	0	1743834	6.990	0	6.990	0	0.000	NA	NA	1743834
b NBFCs registered with RBI		0	0	0	0	0	0.000	0	0	0	0.000	0	0.000	0	0.000	NA	NA	0
c Employee Trusts		0	0	0	0	0	0.000	0	0	0	0.000	0	0.000	0	0.000	NA	NA	0
d Overseas Depositories (holding DRs)(balancing figure)		0	0	0	0	0	0.000	0	0	0	0.000	0	0.000	0	0.000	NA	NA	0
e Any other		752	4242682	0	0	4242682	17.007	4242682	0	4242682	17.007	0	17.007	0	0.000	NA	NA	4240682
Trust		0	0	0	0	0	0.000	0	0	0	0.000	0	0.000	0	0.000	NA	NA	0
Hindu Undivided Family		281	257924	0	0	257924	1.034	257924	0	257924	1.034	0	1.034	0	0.000	NA	NA	257924
Foreign Companies:-		0	0	0	0	0	0.000	0	0	0	0.000	0	0.000	0	0.000	NA	NA	0
Non Resident Indians (Non Repat)		84	148683	0	0	148683	0.596	148683	0	148683	0.596	0	0.596	0	0.000	NA	NA	148683
Other Directors		1	1000	0	0	1000	0.004	1000	0	1000	0.004	0	0.004	0	0.000	NA	NA	1000
Non Resident Indians (Repat)		207	290044	0	0	290044	1.163	290044	0	290044	1.163	0	1.163	0	0.000	NA	NA	288044
Overseas Bodies Corporates:- Drajewel N. V.	AADC0885C	1	2054786	0	0	2054786	8.237	2054786	0	2054786	8.237	0	8.237	0	0.000	NA	NA	2054786
Clearing Member		47	61477	0	0	61477	0.246	61477	0	61477	0.246	0	0.246	0	0.000	NA	NA	61477
Investor Education And Protection Fund Authority Ministry Of Corporate Affairs		1	194411	0	0	194411	0.779	194411	0	194411	0.779	0	0.779	0	0.000	NA	NA	194411
Market Maker		4	3506	0	0	3506	0.014	3506	0	3506	0.014	0	0.014	0	0.000	NA	NA	3506
Bodies Corporate		126	495009	0	0	495009	1.984	495009	0	495009	1.984	0	1.984	0	0.000	NA	NA	495009
(f) Kimi Business Investments Advisors LLP	AAKFK8328B		735842	0	0	735842	2.950	735842	0	735842	2.950	0	2.950	0	0.000	NA	NA	735842
Sub-Total(B)(3)		10544	10534203	0	0	10534203	42.228	10534203	0	10534203	42.228	0	42.228	0	0.000	NA	NA	10238473
Total Public Shareholding (B)= (B)(1)+(B)(2)+(B)(3)		10548	10547896	0	0	10545896	42.275	10545896	0	10545896	42.275	0	42.275	0	0.000	NA	NA	10249766

Details of the shareholders acting as person in Concert including their shareholding (NO. and %):

Details of shares which remain unclaimed may be given hear along with details such as number of shareholders, outstanding shares held in demat/unclaimed suspense account, voting right which are frozen etc.

Note:- (1) PAN would not be displayed on website of Stock Exchanges.



Table IV- Statement showing shareholding pattern of the Non Promoter- Non Public shareholder

	Category & Name of the Shareholders	PAN	Nos. of shareholder	No. of fully paid up equity shares held	Partly paid-up equity shares held	Nos. of shares underlying Depository Receipts	Total nos. shares held	Shareholding % calculated as per SCRR 1957 As a % if (A+B+C2)	Number of Voting Rights held in each class of securities			No. of Shares Underlying Outstanding convertible securities (including warrants)	Total shareholding as a % assuming full conversion of convertible securities (as a percentage of diluted share	Number of Locked in shares		Number of Shares pledged or otherwise encumbered		Number of equity shares held in dematerialized form	
									(IX)	(X)	(XI)			(XII)	(XIII)	(XIV) (Not Applicable)			
	(I)	(II)	(III)	(IV)	(V)	(VI)	VII= IV+V+VI	VIII											
									No of Voting Rights			Total as a % of Total Voting rights	No. (a)	As a % of total shares held (b)	No.(Not applicable) (a)	As a % of total shares held (Not applicable) (b)			
									Class X	Class Y	Total								
1	Custodian/DR Holder		0	0	0	0	0	0.000	0	0	0	0.000	0	0	0	0.000	NA	NA	0
(a)	Name of DR Holder (if applicable)		0	0	0	0	0	0.000	0	0	0	0.000	0	0	0	0.000	NA	NA	0
2	Employee Benefit Trust (under SEBI (Share based Employee Benefit) Regulations, 2014)		0	0	0	0	0	0.000	0	0	0	0.000	0	0	0	0.000	NA	NA	0
	Total Non-Promoter-Non Public Shareholding (C)=(C)(1)+(C)(2)		0	0	0	0	0	0.000	0	0	0	0.000	0	0	0	0.000	NA	NA	0

Note:- (1) PAN would not be displayed on website of Stock Exchange(s).
 (2) The above format needs to disclose name of all holders holding more than 1% of total number of shares
 (3) W.r.t. the information pertaining to Depository Receipts, the same may be disclosed in the respective columns to the extent information available,

